


# MAKING MUSIC, PRAY TWICE

BRINGING YOU CLASS AT HOME!

April 14, 2020



## TO PREPARE:

Collect any instruments you have around the house. If you do not have any instruments, pots and pans, utensils and other things can substitute.

Make your own shakers and other instruments:

<https://www.letsplaykidsmusic.com/homemade-musical-instruments-shakers-maracas/>





# GATHER WITH PRAYER

The first prayer we learn is...

IN THE NAME OF THE FATHER, THE SON AND THE HOLY SPIRIT.

AMEN



Pray this with your child. Show them the sign of the cross



# WELCOME SONG

“HELLO EVERYONE, HOW ARE YOU?”

<https://www.youtube.com/watch?v=OsFV58Jps2k>



# CLAPPING

## “YES, JESUS LOVES ME”

CLAP TO THE RHYTHM OF THE SONG.

COME UP WITH CREATIVE IDEAS TO CLAP (LIKE ON LEGS, HEAD AND SHOULDERS)

<https://www.youtube.com/watch?v=lUePulhSqkQ>

# PLAYING DRUMS

“CAN YOU PLAY THE DRUMS?”

GET OUT DRUMS OR POTS AND PANS....

[https://www.youtube.com/watch?v=ppuQF\\_2LqAw](https://www.youtube.com/watch?v=ppuQF_2LqAw)





**Praise God with the drum**

# FREEZE SONG

## “THE FREEZE SONG”



<https://www.youtube.com/watch?v=2UcZWXvgMZE>



# STORY TIME:

## “THE STORY OF DOUBTING THOMAS”

<https://www.youtube.com/watch?v=cKE-q45SE3k>







# TIME TO SAY GOODBYE

‘THE GOODBYE SONG’

<https://www.youtube.com/watch?v=0LDArAJf7-c>



# ENDING WITH PRAYER

**IN THE NAME OF THE FATHER, THE SON AND THE HOLY SPIRIT.**

**GLORY BE TO THE FATHER, TO THE SON, TO THE HOLY SPIRIT**

**AS IT WAS IN THE BEGINNING,**

**IS NOW,**

**AND EVER SHALL BE**

**WORLD WITHOUT END**

**IN THE NAME OF THE FATHER, THE SON AND THE HOLY SPIRIT.**

**AMEN.**

Pray this with your child.

